

The slide features five light purple circles of varying sizes and positions. One circle is positioned behind the letter 'E' in 'REdU', another behind the letter 'M' in 'Meeting', and a third behind the '2' in '2006'. Two other circles are located in the lower-left and lower-middle areas of the slide.

# REdU Meeting

June 20, 2006


# Today's Agenda



- Introductions
- Follow Up to April's meeting
- **Reducing Wastes in Your Building**
- Blue Cart Primer
- Questions/Comments/Concerns
- Next Meeting
- Adjourn

# Introductions

- Name
- Department
- Where you went/will be going for vacation




# April Follow Up



- Electronic Media Recycling
  - Includes CDs, DVDs, VHS tapes, cassette tapes, microfiche, slides, etc.
  - Small amounts can be sent via campus mail to:
    - Waste Management Services
    - 1655 Dean Road
    - 2159
  - Larger amounts can be picked up by request; email [recycle@umich.edu](mailto:recycle@umich.edu) to request a pick up

Presentation

- **Reducing Wastes in Your Building**




Not those waists!!!

# Reducing Wastes in Your Building

- What Do You Mean By “Reducing Wastes”?
  - Waste reduction refers to creating less material that must be disposed of, whether by throwing it away or recycling it.
  - It’s a habit that each of us should adopt!

# Reducing Wastes in Your Building

- Why Should We Reduce Waste?
  - Save money!
  - Save resources!
  - Save energy!



# Reducing Wastes in Your Building

- How Does Reducing Wastes Save Money?
  - Less waste on campus means fewer tip fees paid to dispose of it.
  - Less packaging, the most common waste, means lower shipping costs.

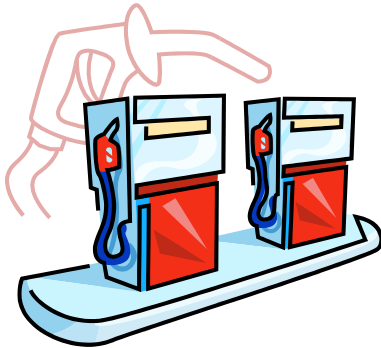


# Reducing Wastes in Your Building

- How Does Reducing Waste Save Resources?
  - Less waste means that fewer materials were consumed.
  - The fewer materials we consume, the more resources we save.
    - E.g. Trees, metals, water, etc.

# Reducing Wastes in Your Building

- How Does Reducing Wastes Save Energy?
  - Fewer materials having to be consumed means that fewer materials need to be made or shipped.
  - This leads to a huge energy savings!



# Reducing Wastes in Your Building

- How Can I Reduce Wastes in My Building?
  - Look at purchasing habits.
    - Don't purchase what you don't need!!
    - Don't over-purchase items that can expire.
    - Try to purchase items like office supplies all together to save on packaging waste.
    - Try to purchase items with minimal packaging.

# Reducing Wastes in Your Building

- How Can I Reduce Wastes in My Building?
  - Request that vendors use minimal packaging in shipments.
  - Require vendors to take back packaging materials for reuse.



# Reducing Wastes in Your Building

- How Can I Reduce Wastes in My Building?
  - Reuse, reuse, reuse!!
  - Will save you money, resources and energy AND can be fun!

# Reducing Wastes in Your Building

- Reuse Ideas

- Save one-sided paper to use as draft paper in the printer.
- Use one-sided paper as a scratch pad.
- Use reusable cups and dishes in the break room instead of disposable ones.
- Create a space or box for unwanted office items that others can take if they are needed.
- Refill printer cartridges

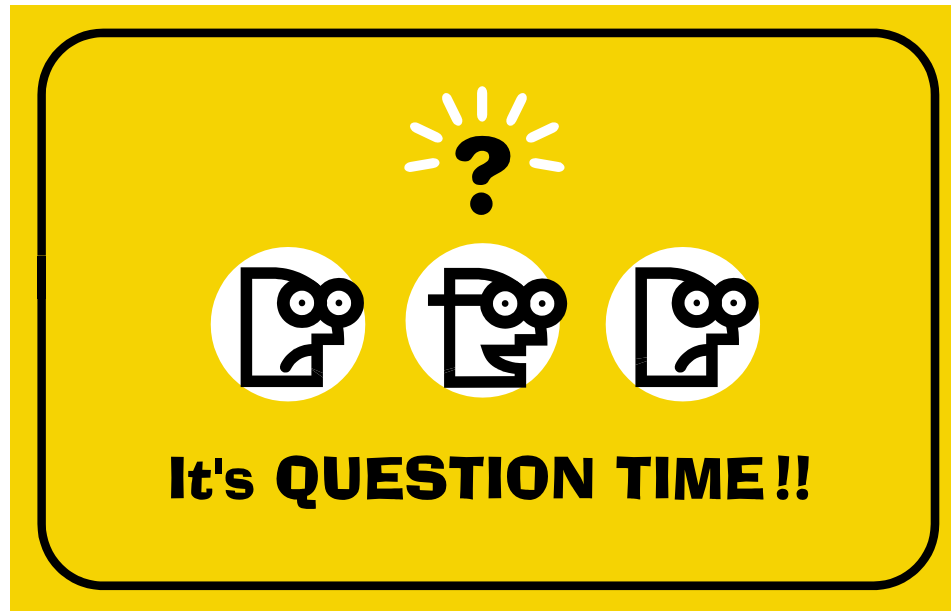
# Reducing Wastes in Your Building

- Reuse Ideas


- Use a reusable mug
- Bring your lunch in reusable containers
- Review and edit drafts on your computer rather than printing them out
- Don't use cover sheets on faxes
- Purchase laser printers that can make double-sided copies
- Install a water cooler and reuse cups/bottles

# Reducing Wastes in Your Building

- What Reuse Programs Have You Instituted In Your Building?



# Blue Cart Primer



- Blue Carts



# Blue Cart Primer



- What Are Blue Carts For?
  - #1: Green Clean Days
    - The intent of providing blue carts to departments are for Green Clean Days.
      - One or two day clean out events.
  - #2: Student Move In/Move Out and Stadium
  - #3: Smaller Office Cleanouts
    - Can be associated with a department moving or just one or two offices cleaning out.
  - Carts are provided on a first come, first serve basis!

# Blue Cart Primer



- What Are Blue Carts Not For?
  - Long term use
    - Beyond about a month
    - If you need a something on a long term basis, you may want to purchase something on your own.

# Blue Cart Primer



- What Are WMS's Responsibilities?
  - Dropping off the requested number of carts to the building's dock on the date requested.
    - Please give us at least a week's notice.
  - Picking up the requested number of carts from the building's dock on the date requested.
  - Providing signs, by request, for different materials.
    - Usually associated with Green Clean Days.

# Blue Cart Primer






- What Are Not WMS's Responsibilities?
  - Emptying carts
    - Carts are to be emptied by office staff unless prior arrangements have been made in special circumstances.
    - A condition of the usage of the carts is that they are empty by the time we are scheduled to pick them up.
    - We will not pick up full carts unless prior arrangements have been made in special circumstances.

# Blue Cart Primer



- How To Request Blue Carts:
  - For the quickest response, email [recycle@umich.edu](mailto:recycle@umich.edu) or call 763-5539.
  - Please include a contact name, phone number, building location, number of carts requested, requested drop off date and requested pick up date.
  - Please be mindful of “Blue Cart Blackout Dates”
    - Student Move In, Student Move Out

Questions/Comments/Concerns



# Next Meeting

- August 15, 2006
- Anyone want to host?

